


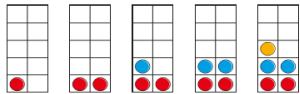

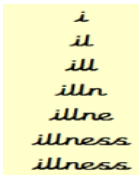











Year 2 Home Learning - Spring Term - Week 4 (beginning: 24th January)



- To watch the videos for the maths lessons, go to <https://whiterosemaths.com/homelearning/year-2/> or follow the links on the planning below.
- If you need more **reading books** - go to **Oxford Owl** <https://home.oxfordowl.co.uk/books/free-ebooks/>

	Maths	English	Other
Monday 24 th Jan	<p>White Rose Maths: Spring Term - Week 4 - (Divide by 2). Watch the video: https://vimeo.com/498260506</p> <p>Complete the worksheet (file named Monday's Maths 1)</p>  <p>If you want more of a challenge, also complete the reasoning and problem solving questions involving division (file named Monday's Maths 2)</p>	<p>Spellings - Start learning this week's spelling words, which are: our, hour, saw, school and money. Write out each of the words in your best handwriting then colour in the bubble letters at the bottom (file named Monday's Spellings)</p> <p>English/Phonics - Practise three of the ways of spelling 'air' (<air>, <are> and <ear>). Find words containing the air sound spelt in each of these ways and record them in the columns on the sheet. <i>Can you then write a short story using as many of the 'air' sound words as you can?</i> Then read the story called The Hairy Bear (file named Monday's English). See if you can spot all the air sound words and colour them according to the key at the bottom.</p> 	<p>Geography - In this lesson we are going to be learning about the seven continents. We are going to learn what a Geographer is and how important they are. We will be looking at the seven continents, comparing their size and location on our planet. We will then be learning all about what the equator is. Follow the link below to watch the video for the lesson: https://classroom.thenational.academy/lessons/what-is-a-continent-c9k32d</p> <p>There's also a labelling activity on the website for you (file named Monday's Geography)</p> 
Tuesday 25 th Jan	<p>White Rose Maths: Spring Term - Week 4 - (Odd and Even Numbers). Watch the video: https://vimeo.com/498261586</p> <p>Complete the worksheet (file named Tuesday's Maths 1)</p>  <p>If you want more of a challenge, also complete the reasoning and problem solving questions involving division (file named Tuesday's Maths 2)</p>	<p>Spellings - Make some pyramids out of your spelling words. Or you could try other shapes, such as boats, stars, smiley faces etc. Use your green spelling book.</p>   <p>English - Read the story 'A Tale of Two Feathers' (file named Tuesday's English 1). Then answer the comprehension questions about the story (file named Tuesday's English 2).</p>	<p>Art - Read through the information about Monet together (file called Tuesday's Art 1). Last term we learnt about abstract art and this term we're learning about impressionist art. Discuss the differences in the styles.</p> <p>Then use the template (file called Tuesday's Art 2) to help you paint Monet's arch picture. We've learnt colour mixing, tints and shades so you should be able to use this prior knowledge to mix your own colours from the primary ones.</p> 

<p>Wednesday 26th Jan</p>	<p>White Rose Maths: Spring Term - Week 4 - (Divide by 5). Watch the video: https://vimeo.com/498262138 Complete the worksheet (file named Wednesday's Maths 1)</p>  <p>If you want more of a challenge, also complete the reasoning and problem solving questions involving division (file named Wednesday's Maths 2)</p>	<p>Spellings - Search through old magazines to find the letters of your spelling words or use the sheet (file named Wednesday's Spellings). Stick them down in your spelling books.</p>  <p>English - Invent a new kind of animal by combining at least 3 parts of other animals. You could have the head and neck of an ostrich, the stripy body of a zebra and the tail of a pig! Draw a picture of the new animal you've created and give it a name (file named Wednesday's English). Then practise an oral description of this animal - including its look, character and any special features. If possible, film yourself saying your description and send it to me.</p> 	<p>Science - Read the information about the human life-cycle (file named Wednesday's Science 1). Then use the worksheet to write some things you would see at each stage of the human life cycle (file named Wednesday's Science 2). There are some ideas on the last page you can copy in if you need some help.</p> 
<p>Thursday 27th Jan</p>	<p>White Rose Maths: Spring Term - Week 4 - (Divide by 10). Watch the video: https://vimeo.com/498262386 Complete the worksheet (file named Thursday's Maths 1)</p>  <p>If you want more of a challenge, complete the problem solving questions (file named Thursday's Maths 2)</p>	<p>Spellings - Write a silly story that uses all of your spelling words for this week (file named Thursday's Spellings).</p> <p>English - Write a description of the animal you invented yesterday (file named Thursday's English). Try to include powerful adjectives, verbs and adverbs.</p> 	<p>Computing - You've been learning to send emails in Computing lessons. Use Purple Mash to send and reply to emails from your friends in Year 2.</p> 
<p>Friday 28th Jan</p>	<p>Complete the assessment questions for the end of this topic (file named Friday's Maths 1).</p>  <p>Try to do it without help but an adult can help you read the questions if you need it.</p> <p>If you want more of a challenge, also complete the reasoning and problem solving questions involving division (file named Friday's Maths 2)</p>	<p>Spellings - Ask an adult to test you on your spelling words for this week (our, hour, saw, school and money).</p> <p>English - (file named Friday's English). Practise using commas in a list correctly. Draw at least three different things (nouns) then write a sentence about them that uses commas in a list:</p> <p>I saw a whale, a fish and a dolphin.</p> <p>Or if you're confident, challenge yourself to writing a better sentence with added adjectives: I was snorkeling in the beautiful ocean one hot sunny day and I was lucky enough to see a huge whale, a colourful fish and a graceful dolphin.</p>	<p>PSHE - Read the information about stereotypes (file named Friday's PSHE 1). Then cut out the pictures (file named Friday's PSHE 2) and stick them on the boy's sheet and the girl's sheet. Remember don't stereotype!</p> <p>You could also make a page with you in the middle and surround it with all the things you like.</p> 