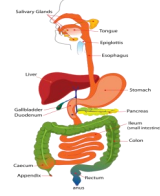
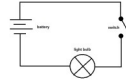


Science

Electricity and sound

Identify how sounds are made, associating some of them with something vibrating. Recognise that vibrations from sounds travel through a medium to the ear. Find patterns between the pitch and the sound and features of the object that produced it. Find patterns between the volume of a sound and the strength of the vibrations that produced it. Recognise that sounds get fainter as the distance from the sound source increases. Identify appliances that run on electricity. Construct a simple electrical circuit. Identify if a lamp will light in a simple series circuit. Recognise that a switch opens and closes a circuit.



Animals including humans/ living things and their habitats

Recognise that living things can be grouped in different ways. Explore and use classification keys to help group, identify and name a variety of living things in their local and wider environment. Recognise that environments can change and this can sometimes pose danger to living things. Describe the simple functions of the basic parts of the digestive system in humans. Identify the different types of teeth in humans and their simple functions. Construct and interpret a variety of food chains.

MIDDLE SCHOOL IS NEXT...

States of matter

Compare and group materials together, according to whether they are solids, liquids or gases. Observe that some materials can change state when they are heated or cooled and measure in Celsius. Identify the part played by evaporation and condensation in the water cycle and associate the rate of evaporation with temperature.

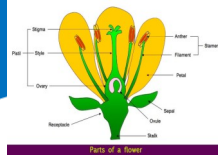
YEAR 4

Rocks

Compare and group different types of rocks on the basis of their appearance and simple physical properties. Describe in simple terms how fossils are formed. Recognise that soils are made up from rocks and organic matter. that humans, and some animals have skeletons and muscles.

Plants

Describe the function of different parts of flowering plants and trees. Explore the requirements of plants for life and growth. Investigate the way in which water is transported. Explore the part that flowers play in the life cycle of a flowering plant. Identify that animals need the right types and amounts of nutrition.



YEAR 3

Light, forces and magnets

Recognise they need light in order to see things. Know that light from the sun can be dangerous. Recognise that shadows are formed when the light from a light source is blocked by an opaque object. Find patterns in the way that shadows change. Compare how things move on as having two poles. different surfaces. Observe how magnets attract or repel. Compare and group a variety of materials on the basis of whether they are attracted to

Plants

Observe and describe how seeds and bulbs grow into mature plants. Find out and describe how plants need light and a suitable temperature to grow and stay healthy. Identify and name a variety of plants and animals in their habitats, including microhabitats.

Use of every day materials

Identify and compare the suitability of a variety of everyday materials for particular uses. Find out how the shapes of solid objects made from some materials can be changed by squashing, bending, twisting and stretching.

The plant below grows in a rainforest. What will happen if the climate becomes more dry?

A. it will adapt to the new climate
B. it will die
C. none of the above
D. either a or b could happen

D. either a or b could happen

Living things and their habitats

Explore and compare the differences between things that are living, dead and things that have never been alive. Identify that most things live in habitats to which they are suited. Describe how animals obtain their food from plants and other animals., using a simple food chain. Notice that animals have offspring which grow into adults.

YEAR 2

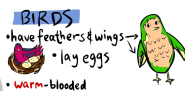
Use of every day materials

Distinguish between an object and the material it is made of. Identify and name a variety of everyday materials. Describe the simple properties of everyday materials. Compare and group together a variety of everyday materials on the basis of their simple physical properties.

Plants

Identifying and naming a variety of common wild and garden plants, including deciduous and evergreen trees. Identify and describe the structure of a variety of common flowering plants, including trees.


YEAR 1



- They make observations of animals and plants and explain why some things occur and talk about changes

Animals including humans

Identify and name a variety of common animals and describe and compare their structures. Observe changes across the four seasons. Identify, name draw and label the basic parts of the human body and say which part of the body is associated with each sense.



YEAR R

- They talk about the features of their own immediate environment and how environments might vary from one another

- Learn about similarities and differences in relation to places, objects, materials and living things.

welcome